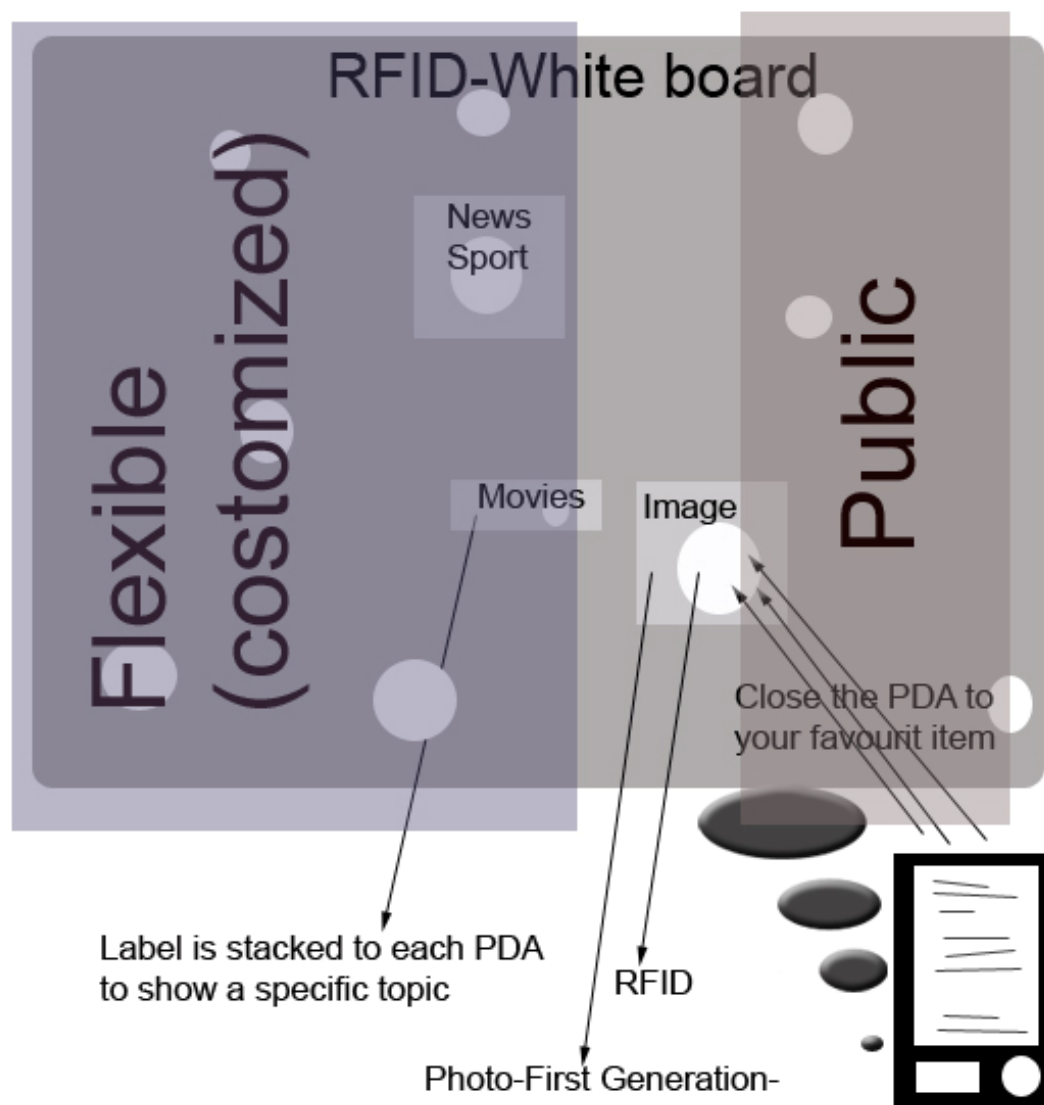


- The white board
- The white board in the library has been a main item to post information and activities for students. So it was a place with which student has daily interaction. Now the white board is becoming more and more neglected.
- I found it a good idea to make use of the white board for more interactive function and to reuse it.
- The Digital Information is been display usually by our PDA with which we linked all other services in Aladdin project so we can use the same approach. Or also it could be possible to use the mobile phone...

- The interactive steel structure –columns-
- The structural elements in the room are only works like barriers for our movements around the library and controlling the distribution of the furniture inside the library, so why not we use them in more friendly active way. Like navigating, searching or information exchange. This could be done by the tangible desk which is easily installed and easily hidden when you finished your work.
- I have thought of objects to be used in more interactive way and this was the main idea.



Instead of posting papers the white board will be used to post RFIDs

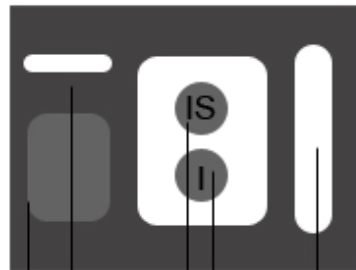
These RFIDs are linked to services which is renewed eventually according to the school events and according to the librarian activities. Some activities are stable like book names list, Magazines. Conferences, Links to Amazon, E.bay , and some are flexible like activities of the school. Each RFID is linked seperately to a specific page so any user can implement a new interface linked to the RFID he placed on the white board..

Now the interface is again the PDA or the user Laptops.

A messege is recieved as you first use the item to ask you if you want to be updated with every news related to this item

---

The Disk has Different areas  
Each for specific usage



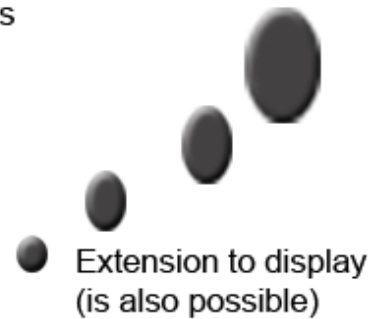
Place The objects (which could be a book)

Issue this book

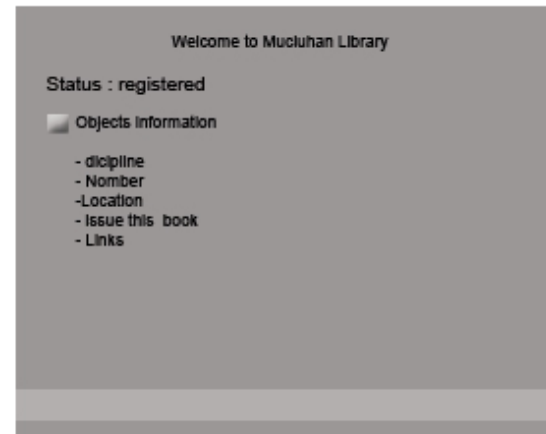
Public area  
(list of services of the library)

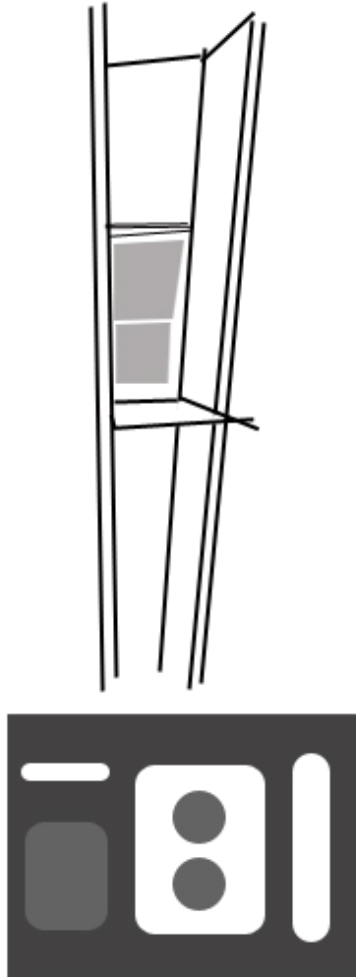
Place your ID

Instructions (how to use the disk)



The Display could be small  
Size Monitor within teh PDA  
or larger the Laptop.





The tangible Deck is presented using the small shelf located in the structure of the library


These RFIDs are attached to the objects of the library the RFID reader is placed in the bottom of the shelf and the shelf could have different points each has different function one of them the user can put his ID and so he is detected and he would have his area where he will be able to post his information and the second part will be a public part in which everybody can display specific information about objects in the library Example/ books has IDs and whenever somebody wants to issue a book he has to place the book in a specific location and then to press a button and then the book is under his name. or he might use a computer display as an extension of the physical interface.

---

## Ideas –After the Class descussion-

---

- The tangible desk could also include a small area in whcih we can put figures and as we do so the session is issued..figures could be also soem objects from teh library..



Samll shelves  
not deep which include  
some figures which will include  
text on it that show its function  
when you put them in the black  
area of the - in the white space-  
the session will be issued  
-book is rented - Ebay information  
is sent- movie is dispalzed in  
your PDA . a display is started in  
the wall...etc